








GCSE APPLIED SCIENCE (DOUBLE) UNIT 2 HIGHER 3445UB0-1

All Candidates' performance across questions

						
Question Title	N	Mean	SD	Max Mark	FF	Attempt %
1	105	10	3.1	19	52.8	99.1
2	106	2.1	1.3	6	34.4	100
3	106	1.8	1.3	8	22.4	100
4	106	7	2.7	16	44	100
5	100	2.5	2.5	8	31	94.3
6	105	2.6	2.2	11	23.2	99.1
7	105	1.5	1.4	7	21.6	99.1

